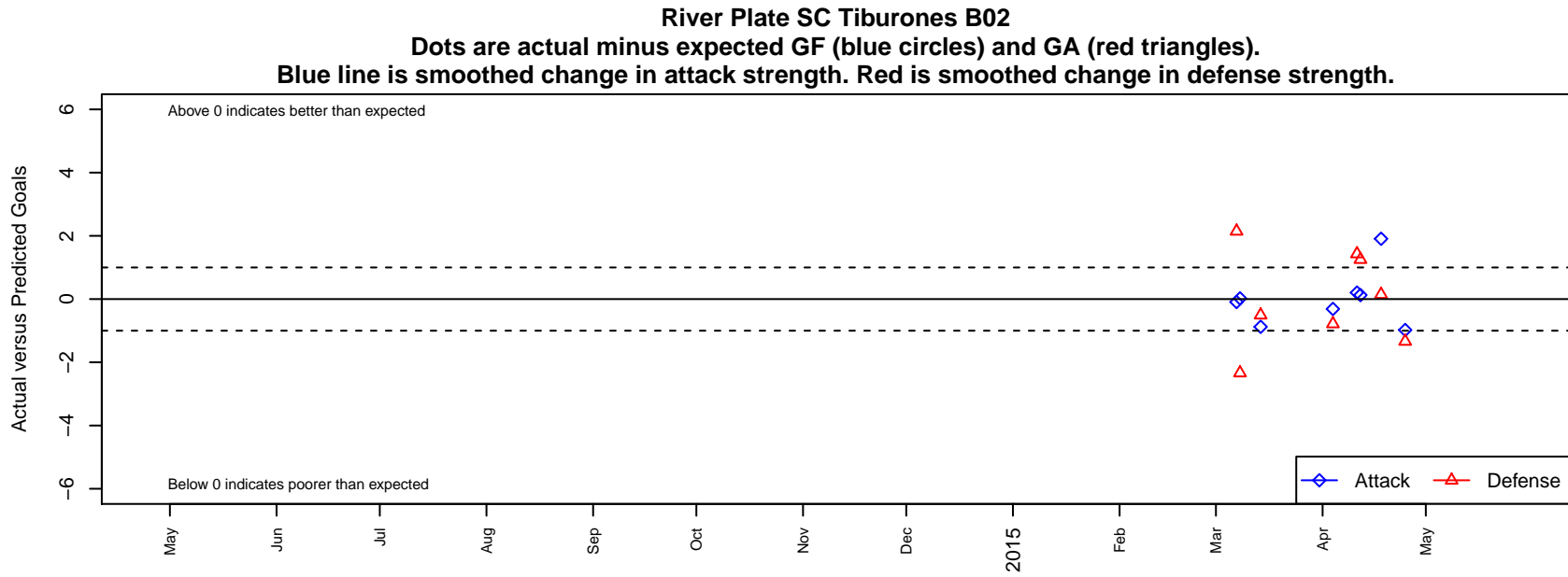


River Plate SC Tiburones B02

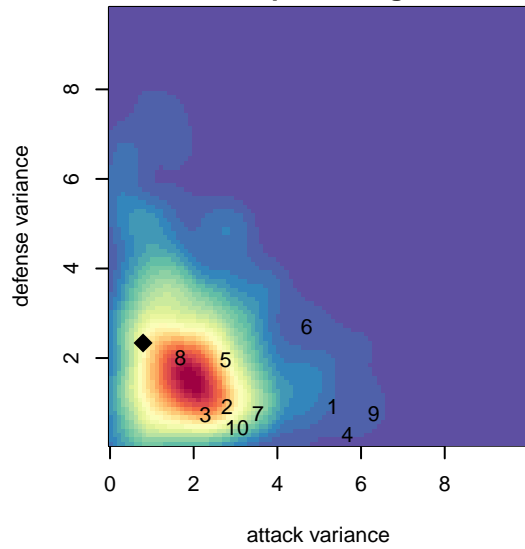
River Plate SC
NE Portland, OR
B02 total strength=298
attack=0.31 defense=0.1
spr league = Spr OPL Crater Lake Div U12
notes= RPFC; NPS

alt names used:
RPSC Tiburones

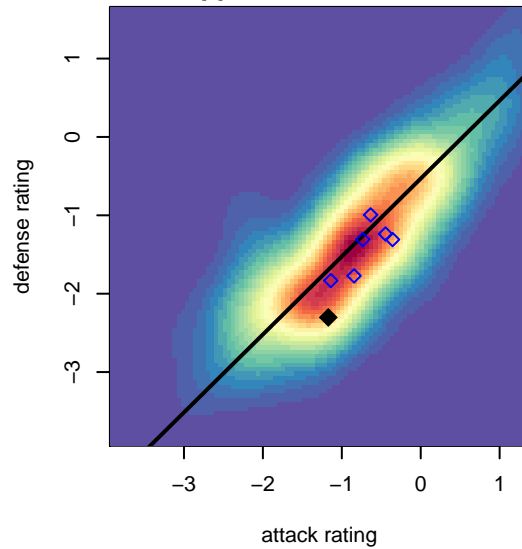
Venues played:
2014 Spr OPL Crater Lake Division U12



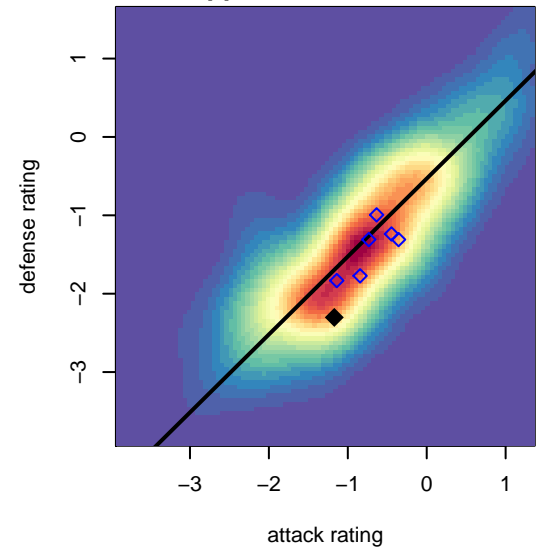
**attack and defense variance (black dot)
relative to other teams
and top 10 in region**



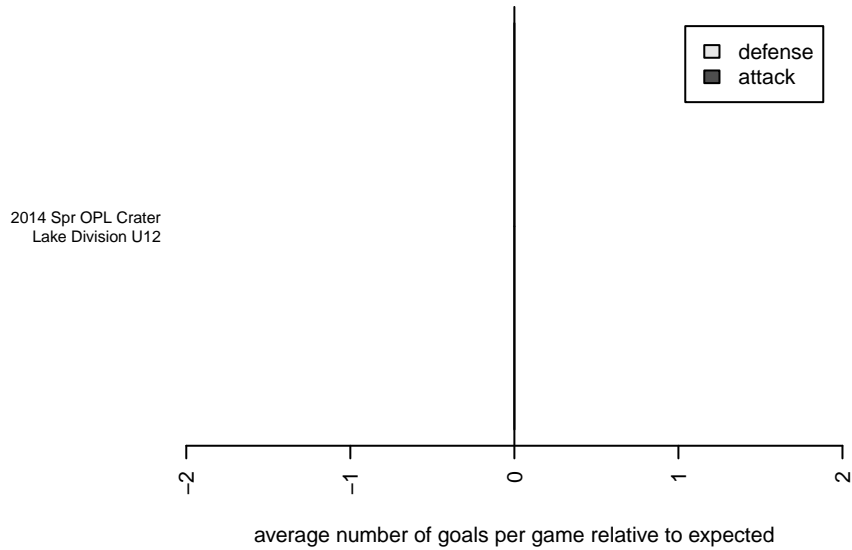
**attack and defense rating
relative to others at age
and all opponents in last 13 months**



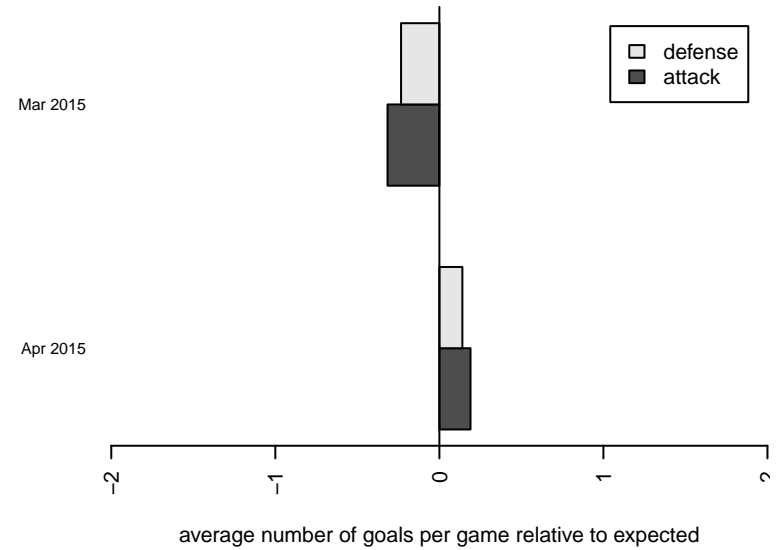
**attack and defense rating
relative to others at age
and all opponents in last 13 months**



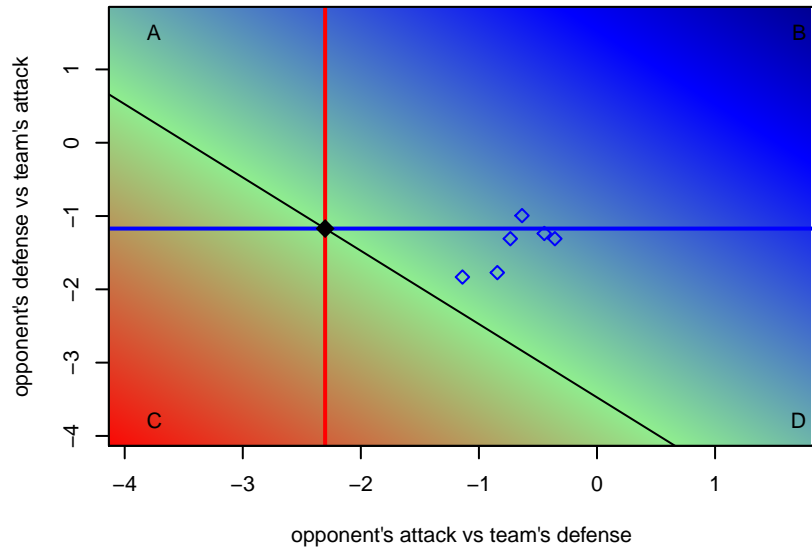
Performance relative to 13 month average



Performance relative to 13 month average



Distribution of opponents
 Red = Lose zone, Blue = Win zone, Green = Even
 Black line separates win/lose zones



lot. A=Neither has attack advantage, B=Opponent has both attack and defense advantage, C=Opponent has both attack and defense disadvantage, D=Both have

date	home		away		venue	pred.home	pred.away
2015-04-25	River Plate SC Tiburones B02	0	Pacific FC Revolution B02	7	2014 Spr OPL Crater Lake Division U12	0.98	5.66
2015-04-18	River Plate SC Tiburones B02	3	SESC Strikers B02	5	2014 Spr OPL Crater Lake Division U12	1.09	5.14
2015-04-12	Southside SC Chaos B02	2	River Plate SC Tiburones B02	2	2014 Spr OPL Crater Lake Division U12	3.25	1.87
2015-04-11	River Plate SC Tiburones B02	2	Crossfire Oregon LOSC Kubri Black B02	3	2014 Spr OPL Crater Lake Division U12	1.79	4.43
2015-04-04	FC Portland White B02	8	River Plate SC Tiburones B02	1	2014 Spr OPL Crater Lake Division U12	7.22	1.31
2015-03-14	River Plate SC Tiburones B02	0	Thelo Spartans B02	6	2014 Spr OPL Crater Lake Division U12	0.88	5.49
2015-03-08	Pacific FC Revolution B02	8	River Plate SC Tiburones B02	1	2014 Spr OPL Crater Lake Division U12	5.66	0.98
2015-03-07	SESC Strikers B02	3	River Plate SC Tiburones B02	1	2014 Spr OPL Crater Lake Division U12	5.14	1.09